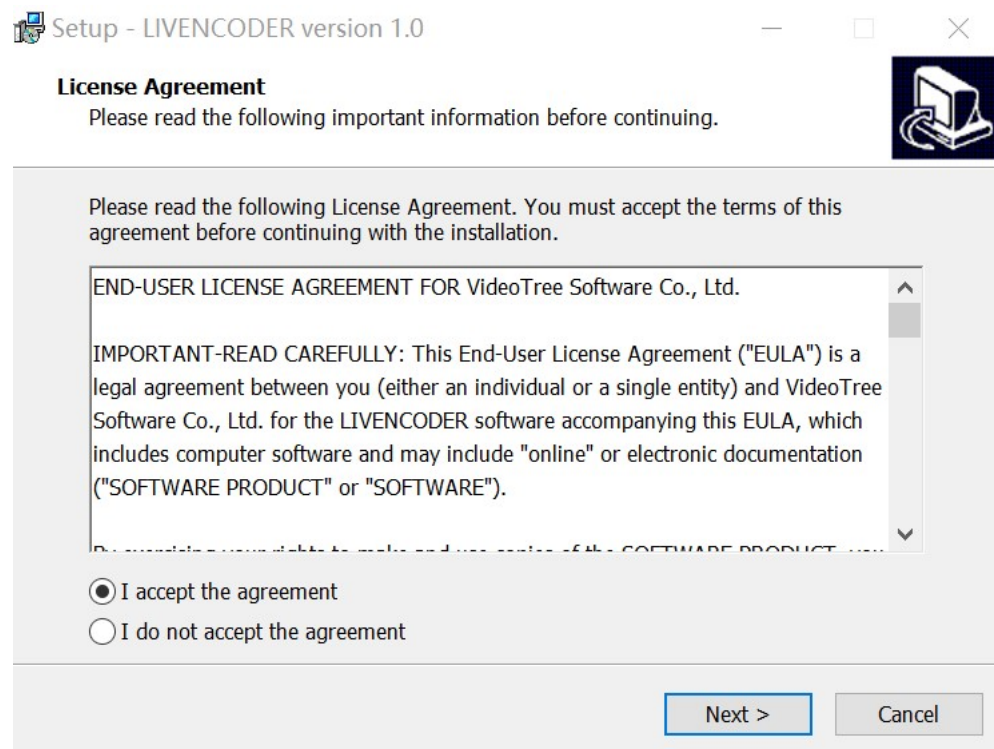


LIVENCODER INSTALLATION GUIDE

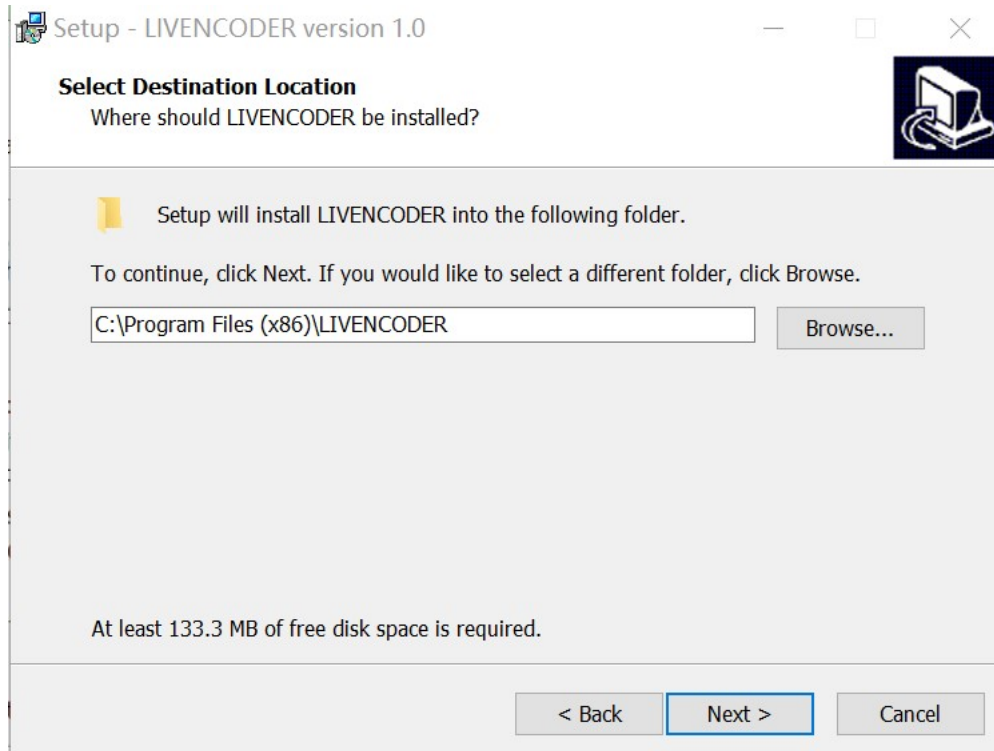
1. System Requirements:

Windows 7/Server 2008 or above;
1Gb RAM;
500MB Disk;
Administrator is required;

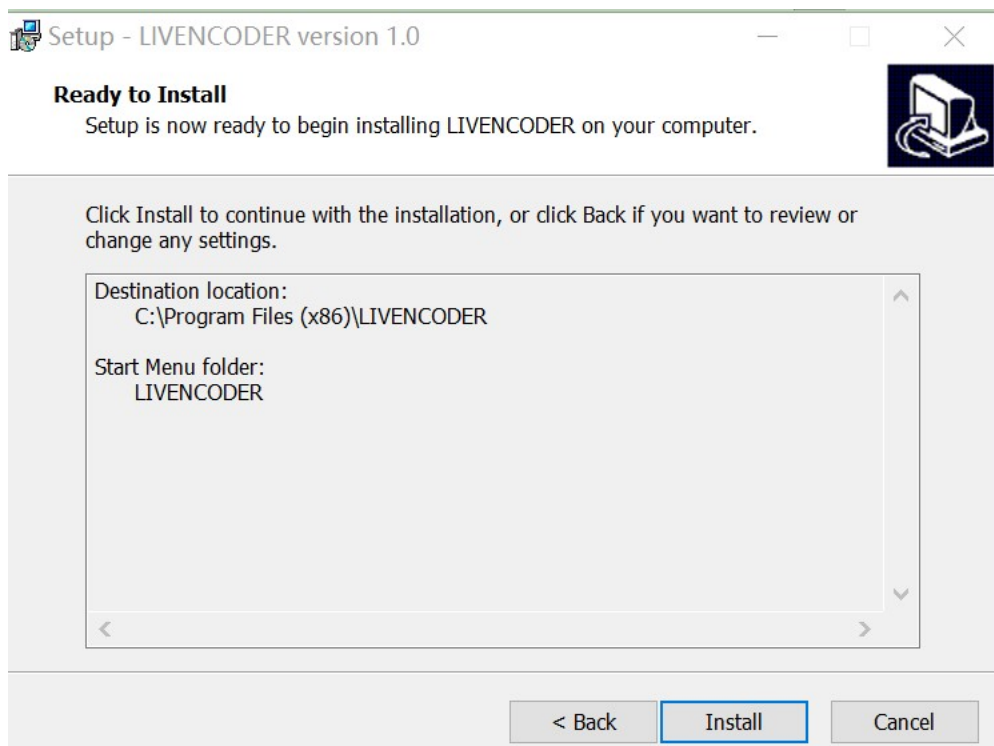
2. The first step, run the installation program, agree to the license agreement and the next step:



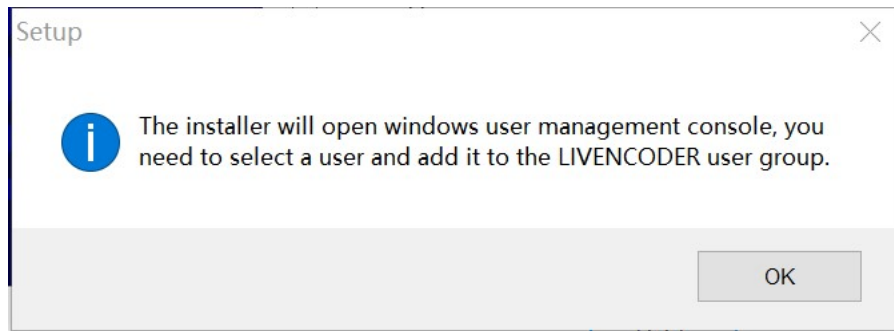
3. Select the installation directory, you can also follow the default installation directory:



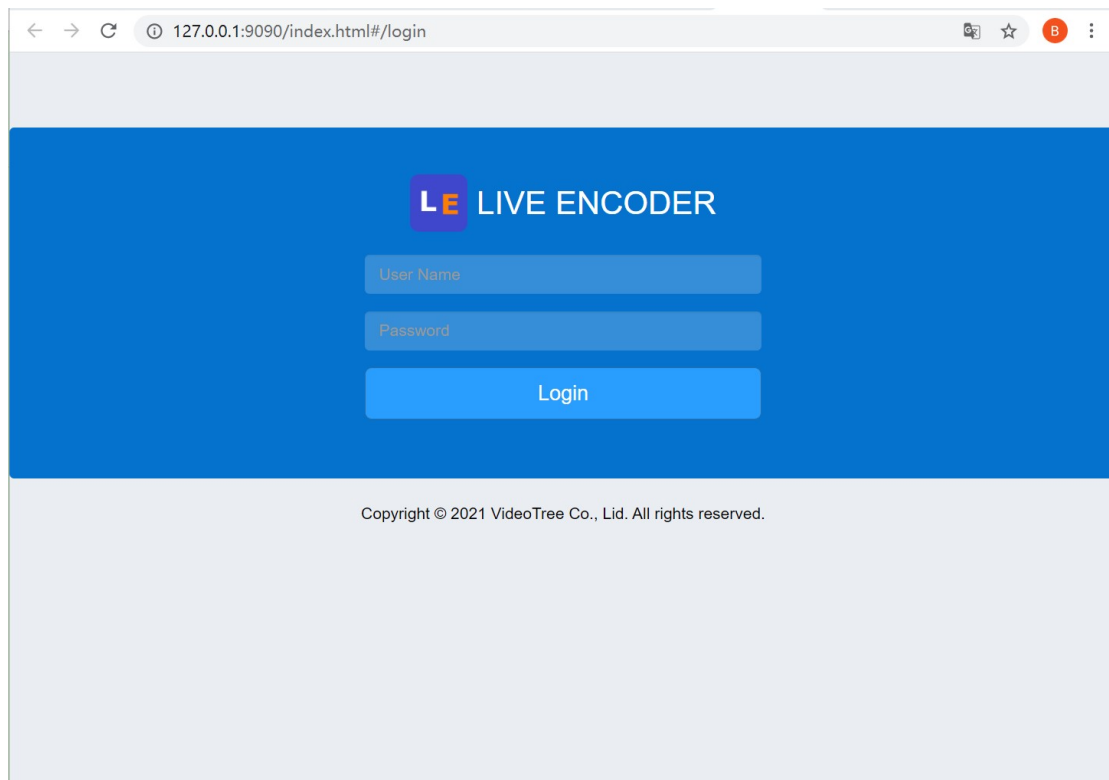
4. Click the install button:



5. After the installation is complete, set up users, click OK and open the Windows user management console, and add the users you need to log in to the LIVENCODER system into the LIVENCODER user group.

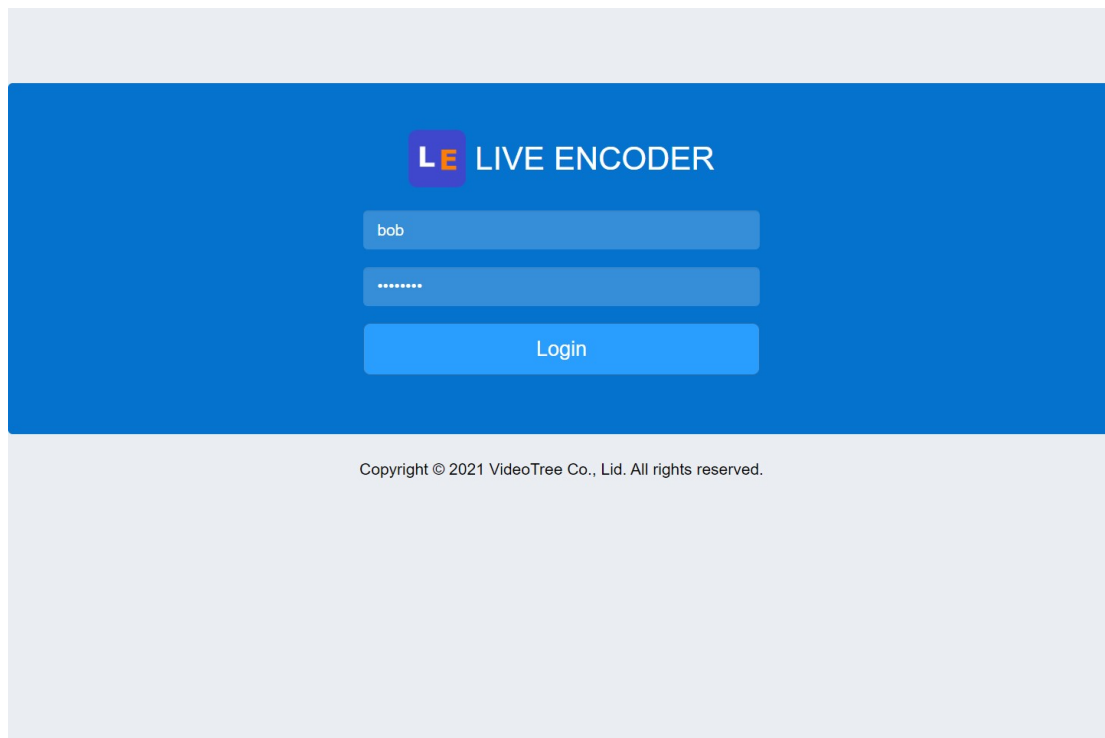


6. After installation, the browser will be opened automatically. For the best experience, please install Chrome/FireFox/Edge browser, IE browser is not supported.



7. If you need to access LIVENCODER remotely, please allow TCP port 9090 in the firewall's inbound rules.

8. Enter the user name you chose in step 5, and enter the password to log in:



LE LIVE ENCODER

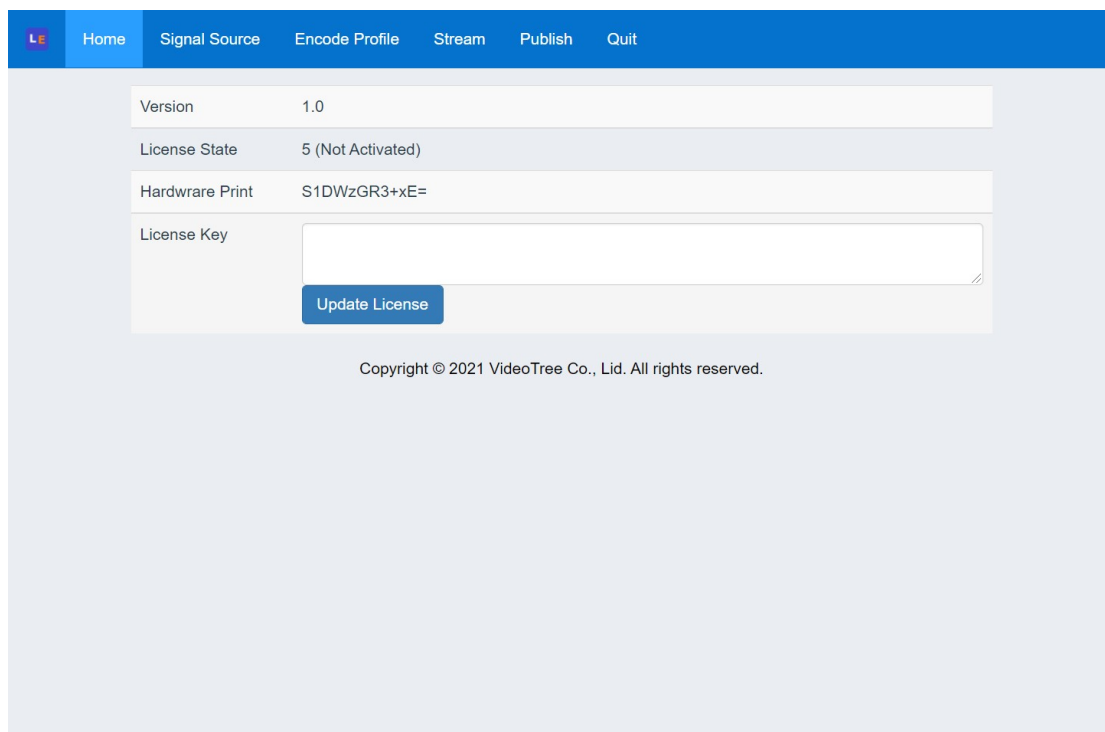
bob

.....

Login

Copyright © 2021 VideoTree Co., Ltd. All rights reserved.

9. After logging in for the first time, you need to get a license key. Please contact the seller to apply for the license key. When applying for the license key, you need to provide: your company, email address and the Hardware Print (as shown in the figure below):



LE Home Signal Source Encode Profile Stream Publish Quit

Version	1.0
License State	5 (Not Activated)
Hardware Print	S1DWzGR3+xE=
License Key	<input type="text"/>

Update License

Copyright © 2021 VideoTree Co., Ltd. All rights reserved.

10. After obtaining the license key, fill in the License Key field and click the Update License button:

Version 1.0

License State 5 (Not Activated)

Hardware Print S1DWzGR3+xE=

License Key wRSUO/8HbpqXlsAGid9y9/N/bEusyFtlESeWfNd/d82q9KcUIYvj8LkP0mPey/QdG7KfjqKRsOIKiS8O8YUsltjoC7N/TPfHYRna8bb5wuhF6AG8CnIr44N7B+R0Fif/e7wayghjgQ=="

Update License

Copyright © 2021 VideoTree Co., Ltd. All rights reserved.

11. When the activation is successful, you will get the following interface, please make sure that the License State is 0 (Normal):

Version 1.0

License State 0 (Normal)

Hardware Print S1DWzGR3+xE=

License Hardware Print S1DWzGR3+xE=

Product Code LIVENCODER

License Type trial

Serial No. LIVENCODER_00001

Expires At Fri Aug 13 2021 00:00:00 GMT+0

License Key

Update License

Copyright © 2021 VideoTree Co., Ltd. All rights reserved.